

## AU-CXRC2 4 Zone Control Tuneable White Remote Controller

4 zone CCT/Touch color wheel/Wireless remote 30m distance/AAx2 battery/Magnet stuck fix



4 Zone CCT

CE RoHS LVD RED

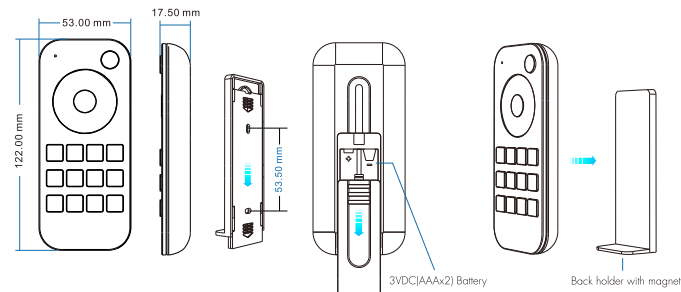
### Features

- Apply to dual color(warm white + cool white) LED controller.
- Ultra sensitive color adjustment touch wheel.
- Each remote can match one or more receiver.
- AAx2 battery powered.
- Operate with LED indicator light.
- Magnet on the back which can be stuck on back holder.

### Technical Parameters

Input and Output	
Output signal	RF(2,4GHz)
Working voltage	3VDC(AAxA2)
Working current	< 5mA
Standby current	< 10µA
Standby time	1 year
Remote distance	30m(Barrier-free space)
Environment	
Operation temperature	Ta: -30°C ~ +55°C
IP rating	IP20

Safety and EMC	
EMC standard (EMC)	ETSI EN 301 489-1 V2.2.3 ETSI EN 301 489-17 V3.2.4
Safety standard(LVD)	EN 62368-1:2020+A11:2020
Radio Equipment(REDE)	ETSI EN 300 328 V2.2.2
Certification	CE,EMC,IVD,RED
Warranty	
Warranty	5 years
Weight	
Net weight	48g
Gross weight	88g



To fix the remote, three options are offered for selection:

- Option 1: stuck the remote on any metal surfaces directly.  
Option 2: fix the remote' back holder on the wall with two screws.  
Option 3: adhere the remote' back holder to the wall with pasteur.

### Operation

- When turn on light, the indicator display blue. when turn off light, the indicator display red.
- When touch the color wheel, the indicator will display the same color.
- When press or touch operation is invalid (if the light is off), the indicator display red.
- To extend battery life, no touch or press key operation after a few seconds, the touch wheel will enter sleep state, you need press any key to make touch wheel quit sleep state.

### Match Remote Control (two match ways)

End user can choose the suitable match/delete ways. Two options are offered for selection:

#### Use the controller's Match key

Match:

Short press match key, immediately press on/off key [single zone remote] or zone key [multiple zone remote] of the remote.

The LED indicator fast flash a few times means match is successful.

Delete:

Press and hold match key for 5s to delete all match, The LED indicator fast flash a few times means all matched remotes were deleted.

#### Use Power Restart


Match:

Switch off the power, then switch on power, repeat again, Immediately short press on/off key [single zone remote] or zone key [multiple zone remote] 3 times on the remote, The light blinks 3 times means match is successful.

Delete:


Switch off the power, then switch on power, repeat again, Immediately short press on/off key [single zone remote] or zone key [multiple zone remote] 5 times on the remote, The light blinks 5 times means all matched remotes were deleted.


## Key function




 : Short press turn on/off all zone light.

 : Touch to change current zone color temperature.

 : Short press select and turn on zone light,  
long press 2s turn off zone light.  
Short press multiple zone key fastly,  
will select multiple zone synchronously.

 : Adjust brightness for current selected zone,  
short press 10 levels,  
long press 1-6s for continuous 256 levels adjustment.

 : Get warm white or cold white directly for current selected zone.

 : Short press recall the scene,  
long press 2s save current state into S1/2/3/4.  
the LED indicator display green when save OK.  
4 zone recall or save synchronously.

## Safety information

1. Read all instructions carefully before you begin this installation.
2. When installing battery, pay attention to the battery positive and negative polarity.  
A long time without the remote control, remove the battery.  
When remote distance becomes smaller and insensitive, replace the battery.
3. If no response from the receiver, please re-match the remote.
4. Gently handle remote, beware of falling.
5. For indoor and dry location use only.